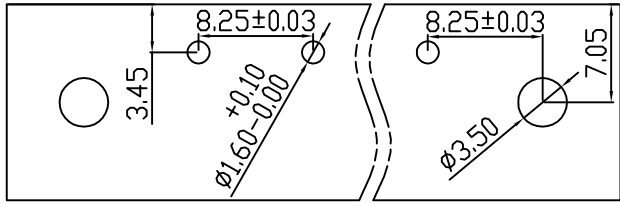
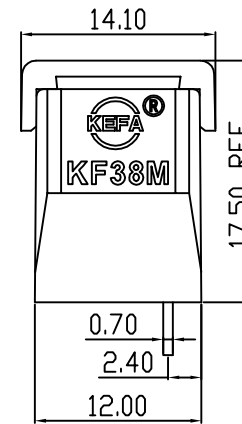
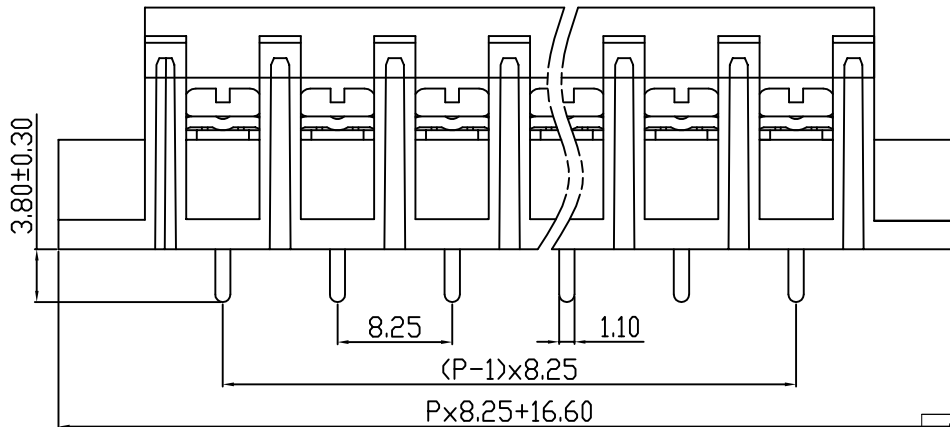
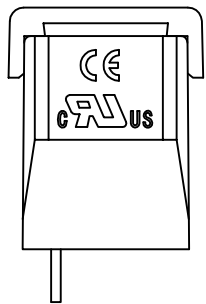
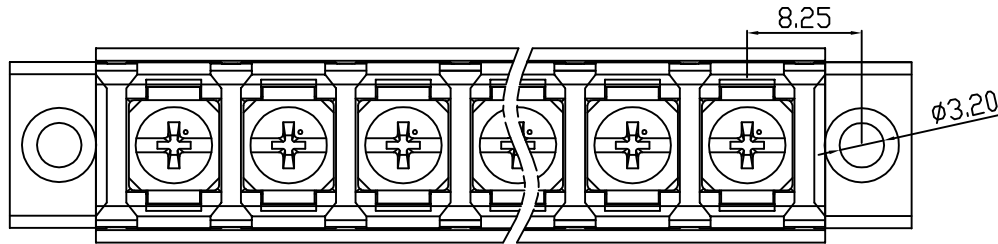


linear dimension(Tolerances Standard GB/T 14486-2008)								— ▯ ⊥		
variable range	to 6	over 6 to 10	over 10 to 30	over 30 to 60	over 60 to 100	over 100 to 160	over 160 to	to 10	over 10 to 100	over 100 to
tolerance	±0.20	±0.30	±0.50	±0.70	±1.00	±1.30	±1.60	0.10	0.30	0.60



PCB LAYOUT



REVISION RECORD				
REV.	DESCRIPTION	ECN No.	APPROVED	DATE
A	新发行		CLF	21.12.10

UL/CUL 技术参数	UL/CUL Technical Data						
等级	Use Group	B	C	D			
额定电压	Rated Voltage [V]	300	-	-			
额定电流	Rated Current [A]	20	-	-			
接线范围	Wire Range						
单/多芯线	Solid/Stranded [AWG]	22-14					
IEC 技术参数	IEC Technical Data						
额定电压	Rated Voltage [V]				450		
额定电流	Rated Current [A]				24		
耐电压	Withstanding Voltage				2500V/1Min		
导线截面积	Conductor cross section				2.5		
硬质/柔性导线	Solid/flexible [mm ²]						
材料	Material						
绝缘材料	Insulation Material	PA66					
阻燃等级	Imflammability	UL94V-0					
导体材料	Contacting Material	铜合金 Copper alloy					
导体表面镀层	Contactive Coating	镀锡 Tin plated					
一般参数	Other Data						
间距	Pitch [mm]	8.25					
极数	Poles [P]	02-24					
剥线长度	Stripping Length [mm]	-					
螺丝	Screw/扭矩 Torque(Max) [N.m]	M3/0.8					
工作温度	Operating temperatur [°C]	-40~+105					
引针尺寸	Pin Dimensions [mm]	3.8					
PCB板孔径	PCB Hole Diameter [mm]	1.6					

[Http://www.cisconn.com](http://www.cisconn.com)

深圳市新世联电子有限公司
TEL:+86(755)29912370 FAX:29912372

Tolerance Unless Otherwise Specified		Title	8.25mm间距 栅栏式接线端子加盖					
.X ~ ±0.30		Units mm	Scale	REV NO.	Material No.			
.XX ~ ±0.25			1:1	V0				
.XXX ~ ±0.20			Drawing By	Date	Reviewed By	Date	Approvai By	Date
Angle ~ ± 3°			LiuYang	2023/06/01				