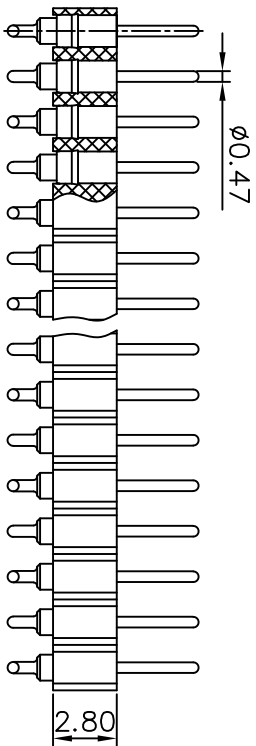


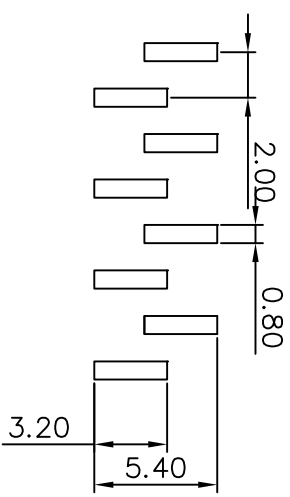
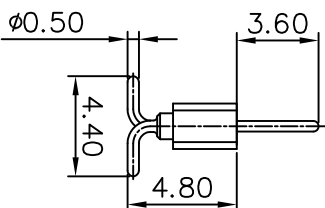
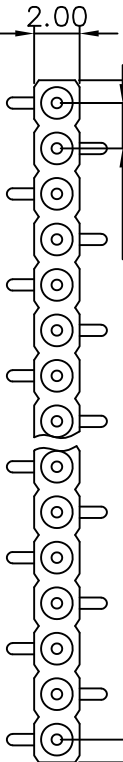
|          |               |         |            |
|----------|---------------|---------|------------|
| REV. NO. | REVISION NOTE | REVISER | DATE       |
| V0       | NEW DRAWING   |         | 2023/02/24 |



Number of pins X 2.00 ± 0.25

( Number of pins - 1 ) X 2.0 ± 0.05

2.00



Recommended P.C.Board Layout

**Technical Specs:**

Insulator: Black glass filled polyester PPS-GF30-FR  
 Flammability: UL 94V-O  
 Sleeve: Brass CuZn36PB3 (C36000)  
 Contact clip (4 finger): Beryllium copper (C17200)  
 Mating pins: Outside Diameter 0.43 to 0.56 mm  
 Forces: (polished steel gauge 0.51 mm)  
 Insertion: 2 N typ.  
 Withdrawal: 1 N typ.  
 Mechanical life: min 500 cycles  
 Rated current: 3 A  
 Contact resistance: max 20 Milliohms  
 Dielectric strength: min 1000 V RMS

|                                      |  |                                       |                 |
|--------------------------------------|--|---------------------------------------|-----------------|
|                                      |  | 深圳市新世联电子有限公司                          |                 |
| Http://www.ciscomn.com               |  | TEL: +86 (755) 29912370 FAX: 29912372 |                 |
| Tolerance Unless Otherwise Specified |  | Title                                 |                 |
| .X ~ ±0.30                           |  | Units                                 | 2.0MM圆PIN排针 SMT |
| .XX ~ ±0.25                          |  | Scale                                 | 2:1             |
| .XXX ~ ±0.20                         |  | REV NO.                               | V0              |
| Angle ~ ± 3°                         |  | Reviewed By                           | Date            |
|                                      |  | 2023/02/24                            | Approval By     |
|                                      |  |                                       | Date            |